

# Des Moines WRF Raw Influent

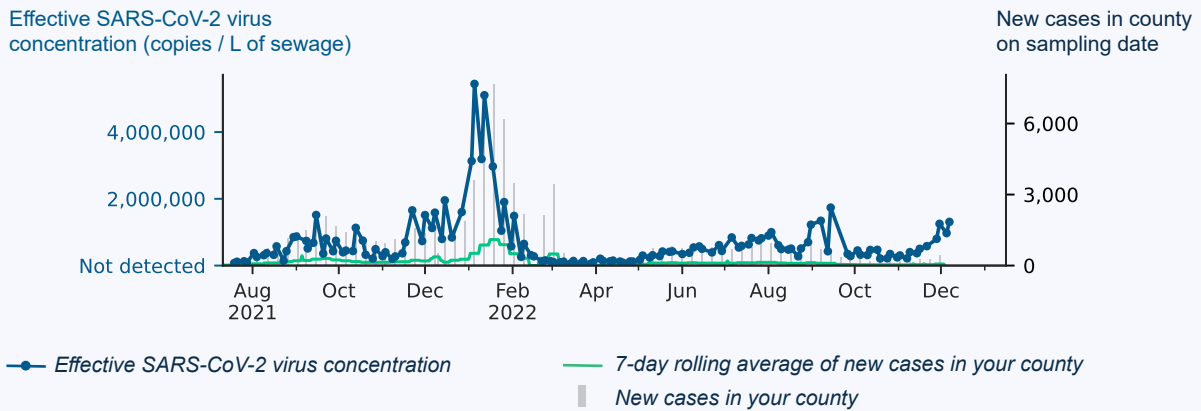
Sample collection date: **December 7, 2022**

## SARS-CoV-2 virus in wastewater

<b>DETECTED</b>	Virus concentration (copies per liter of sewage) <b>2,169,409</b>	Effective* virus concentration (copies per liter of sewage) <b>1,308,384</b>
-----------------	---	--

*\*Effective virus concentration value is derived by adjusting the raw virus concentration to account for dilution and other factors.*

## Effective virus concentration over time



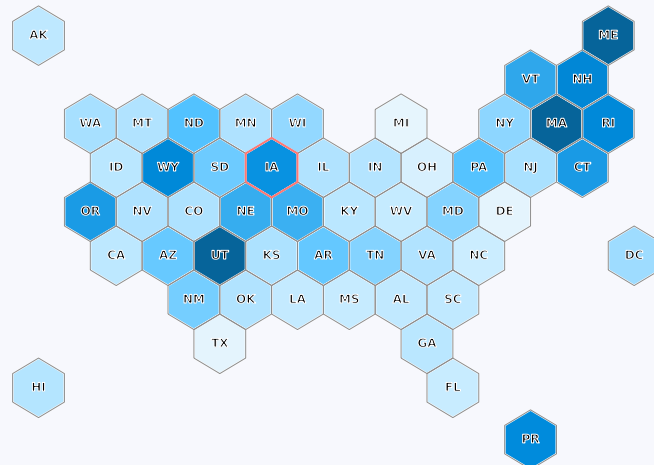
## Overview of effective virus concentration levels

State-level mean of samples (collected in the past 2 weeks)

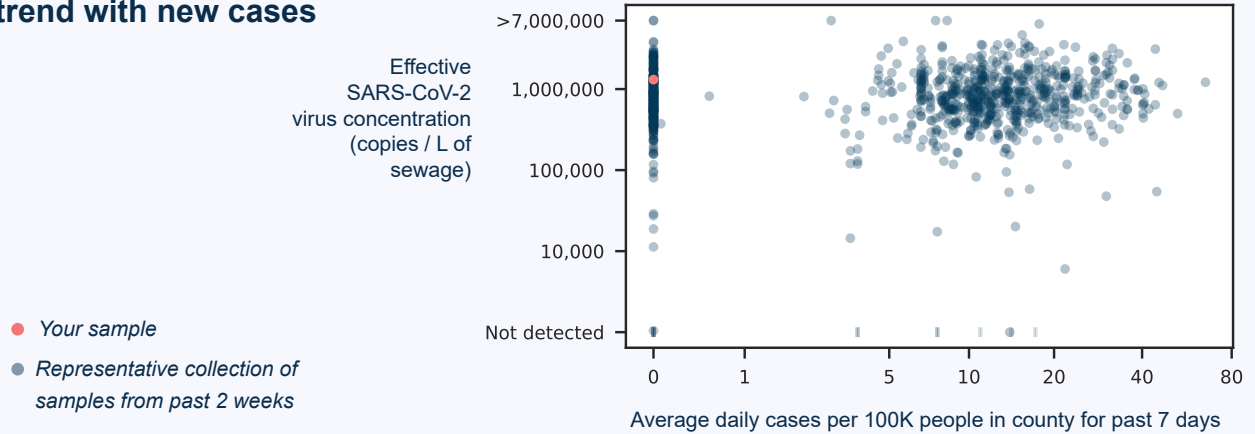
lower  higher

Color indicates effective virus concentration level

Your state outlined in red

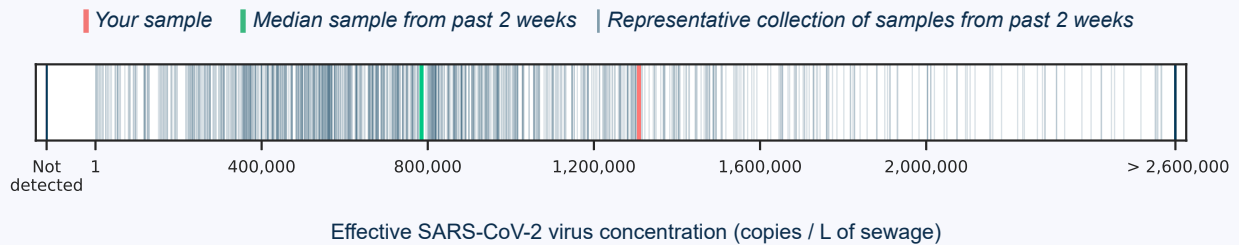


### Effective virus concentrations trend with new cases



### Effective virus concentrations in comparison

Your sample has higher concentration levels than **77%** of all quantifiable samples collected in the past two weeks.



Learn more about Biobot's protocols and methodology by visiting <http://www.biobot.io/covid19-report-notes>