

# Des Moines WRF Raw Influent

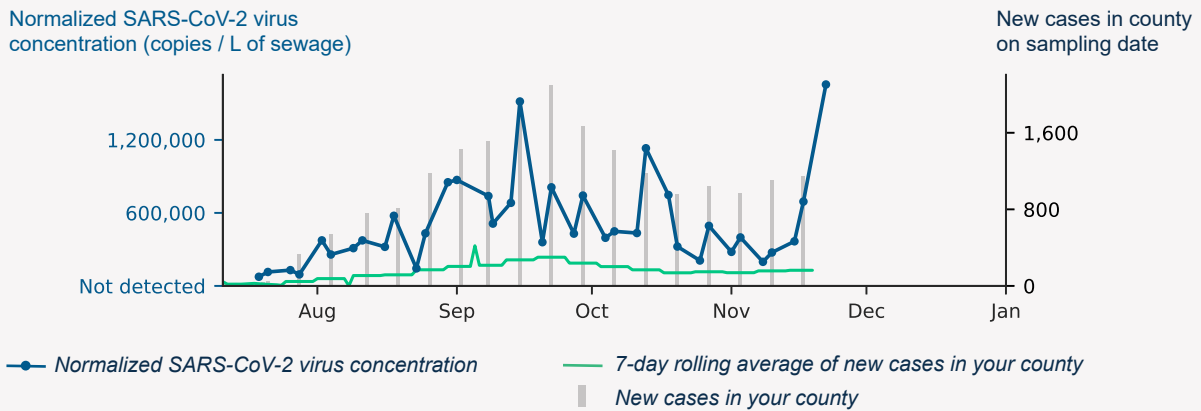
Sample collection date: **November 22, 2021**

## SARS-CoV-2 virus in wastewater

<b>DETECTED</b>	Virus concentration (copies per liter of sewage)  <b>890,122</b>	Normalized* virus concentration (copies per liter of sewage)  <b>1,655,344</b>
-----------------	---	---

*\*Normalized virus concentration value is derived by adjusting the raw virus concentration to the PMMoV fecal marker in order to account for dilution*

## Normalized virus concentration over time



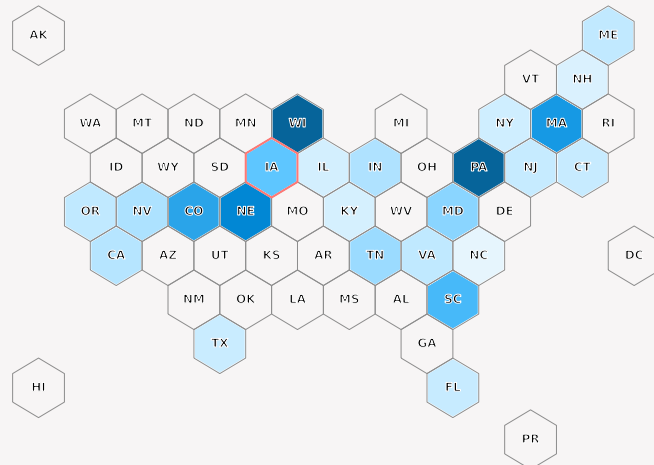
## Overview of normalized virus concentration levels

State-level mean of samples (collected in the past 6 weeks)

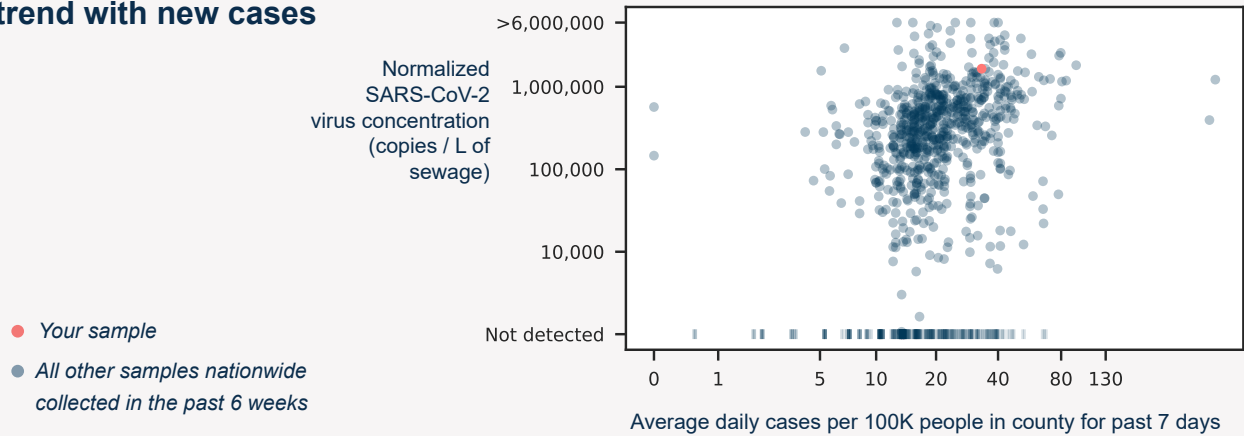
lower  higher

Color indicates normalized virus concentration level

Your state outlined in red

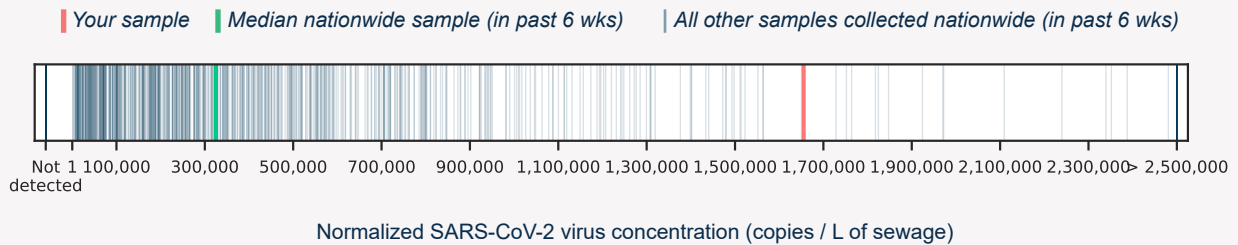


### Normalized virus concentrations trend with new cases



### Normalized virus concentrations in comparison

Your sample has higher concentration levels than **94%** of all quantifiable samples collected in the past six weeks.



Learn more about Biobot's protocols and methodology by visiting <http://www.biobot.io/covid19-report-notes>