

## Des Moines WRF Raw Influent

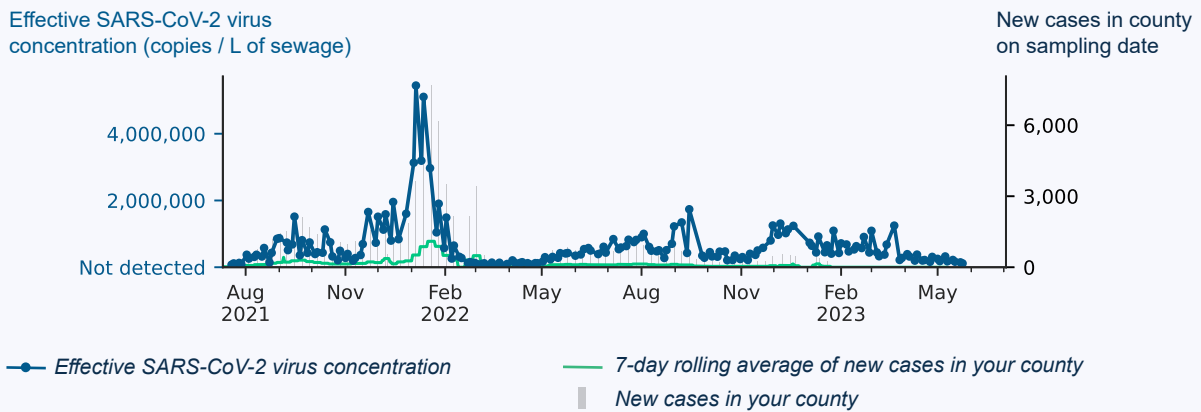
Sample collection date: **May 24, 2023**

### SARS-CoV-2 virus in wastewater

<b>DETECTED</b>	Virus concentration (copies per liter of sewage) <b>193,720</b>	Effective* virus concentration (copies per liter of sewage) <b>114,515</b>
-----------------	---	--

*\*Effective virus concentration value is derived by adjusting the raw virus concentration to account for dilution and other factors.*

### Effective virus concentration over time



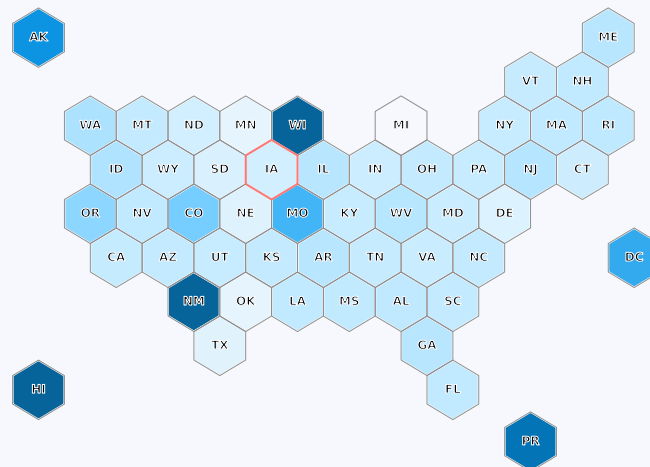
### Overview of effective virus concentration levels

State-level mean of samples (collected in the past 2 weeks)

lower  higher

Color indicates effective virus concentration level

Your state outlined in red



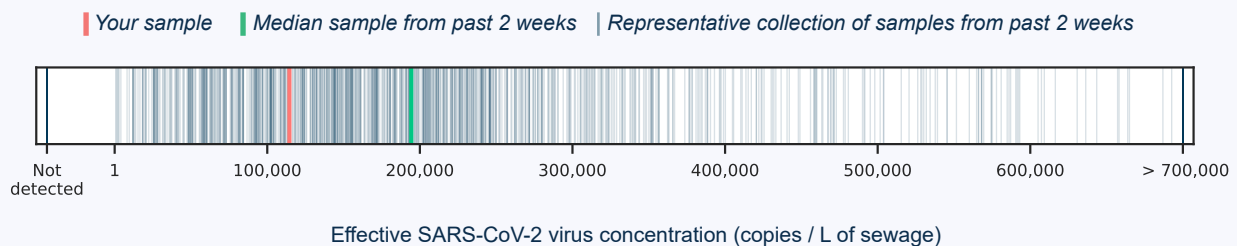
### Wastewater concentration tiers

Wastewater concentrations of SARS-CoV-2 span an extremely wide range, from less than 10,000 virus copies per liter (c/L) of wastewater to over 1,000,000 c/L. Biobot's community wastewater tiers help guide interpretation of wastewater concentration values from wastewater treatment plants, pump stations, and manholes. For more information, please consult our [Covid-19 community wastewater tiers interpretive guide](#).

Wastewater tier	Effective concentration (copies/L)	Level of SARS-CoV-2 activity in the community
Tier 1	< 10,000	Low
Tier 2	10,000-100,000	Moderate
Tier 3	100,000-1,000,000	Substantial
Tier 4	> 1,000,000	High

### Effective virus concentrations in comparison

Your sample has higher concentration levels than **27%** of all quantifiable samples collected in the past two weeks.



Learn more about Biobot's protocols and methodology by visiting <http://www.biobot.io/covid19-report-notes>